


Control Panel

Integrated Control Panel




IND-MRL300
MRL Integrated
SS Door



IND - 300H
Horizontal Panel
Double Door



IND-MRL200
MRL Integrated
MS Door



IND - 600
MR Integrated

Integrated Controller With Protocol Solution As per IS 17900 safety requirement


- Integrated compact drive and control card
- Direct landing feature available
- Unintended Car Movement Protection (UCMP)
- Isolated 1ph power for door drive, sensor, fan & light
- MOV short circuit protection with surge suppression
- Serial 4 Wire communication
- Remote Tool for parameter setting
- AMC protection as per specific customer
- Last Fault record available
- Easy troubleshooting & maintenance
- Pluggable Harness solution

Model Name	Capacity	Details	Size (L x W x D)	Drive
IND-300H	5 HP - 15 HP	Geared CL / Gearless 64 Stops	850x525x210	Compatible with NIDEC MONARCH INVT HP MONT
IND-600	5 HP - 15 HP	Geared CL / Gearless 64 Stops	600x800x210	
IND-400	20 HP - 40 HP	Geared CL / Gearless 64 Stops	500x1250x250	
IND-700	50 HP - 60 HP	Geared CL / Gearless 64 Stops	600x1400x350	
IND-MRL-200	5 HP - 15 HP	Geared CL / Gearless 64 Stops Built-In ARD with battery	300x1600x210	
IND-MRL-300	5 HP - 10 HP	Geared CL / Gearless 64 Stops Built-In ARD with battery	300x2000x235	

Serial Control Panel With Protocol Solution

Serial Control Panel With Protocol Solution

- Separate drive (VFD) and controller with serial communication
- Reduced shaft wiring & faster installation time
- Secured operations with AMC Protection
- Zero break-down control panels
- Compatible for car lifts, dumbwaiters, and industrial goods lifts
- Serial can bus controllers (up to 96 stops)
- Extremely reliable and safe performance
- Built in fault analysis
- Re-levelling feature
- Industrial controller compatible with IP54 & IP65



IS-1600
Auto Door V3F



IS-A400
Auto Door V3F

Model Name	Model No.	Capacity	Details	Size (L x W x D)
Single Phase	IS-SP100	5 HP	Geared / Gearlss	920x400x250
Auto/Manual Door V3F	IS-600	5 HP - 15 HP	Geared / Gearlss	920x400x250
	IS-A400	15 HP - 40 HP	Geared / Gearlss	1250x430x230

Hydraulic Control Panel With Protocol Solution

Hydraulic Control Panel With Protocol Solution

- Advanced Microcontroller based controller for precise control
- Both side Releveling in door open condition with safety
- Supports Automatic, Semi-Automatic and Manual Door
- Built-in safety interlocks for secure lift movement
- Separate monitoring of motor & oil temperatures
- Compatible with all Hydraulic power pack
- Compatible for car lifts and industrial goods lifts



IS-HY100
Serial Hydraulic



IS-HYD-900
Parallel Hydraulic

Model Name	Model No.	Capacity	Details	Size (L x W x D)
Hydraulic	IS-HY100	5 HP - 15 HP	Universal - Serial	600x600x150
	IS-HY400	20 HP - 60 HP	Universal - Serial	1250x430x230
	IS-HY900	5 HP - 15 HP	Universal - Parallel	600x600x150